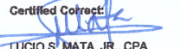



QUARTERLY REPORT OF REVENUE AND OTHER RECEIPTS
As at the Quarter Ending December 31, 2024


CLASSIFICATION OF REVENUE AND OTHER RECEIPTS
As at the Quarter Ending December 31, 2024

Department : State Universities and Colleges (SUCs)
 Agency/Entity : Philippine State College of Aeronautics
 Operating Unit : < not applicable >
 Organization Code (UACS) : 08 004 000000
 Fund Cluster : 05 - Internally Generated Funds

Classification/Sources of Revenue and Other Receipts	UACS CODE	REVENUE TARGET (Annual) per BESF	Actual Revenue and Other Receipts Collections					Total	Cumulative Remittance/Deposits to Date			Variance		Remarks
			1st Quarter Ending March 31	2nd Quarter Ending June 30	3rd Quarter Ending September 30	4th Quarter Ending December 31	8=(4+5+6+7)		Remittance to BTR	Deposited with AGDB	Total	Amount	%	
1	2	3	4	5	6	7	8=(4+5+6+7)	9	10	11=(9+10)	12=(8-3)	13=(12/3)	14	
Internally Generated Funds		312,862,000.00	7,568,510.67	99,889,567.56	7,601,703.52	5,489,597.14	120,549,378.89	1,072,338.37	119,477,040.52	120,549,378.89	(192,112,621.11)	-61%		
Revenue Collections		312,862,000.00	7,568,510.67	99,889,567.56	7,601,703.52	5,489,597.14	120,549,378.89	1,072,338.37	119,477,040.52	120,549,378.89	(192,112,621.11)	-61%		
Cash Revenue		312,862,000.00	7,568,510.67	99,889,567.56	7,601,703.52	5,489,597.14	120,549,378.89	1,072,338.37	119,477,040.52	120,549,378.89	(192,112,621.11)	-61%		
Non-Tax		312,862,000.00	7,568,510.67	99,889,567.56	7,601,703.52	5,489,597.14	120,549,378.89	1,072,338.37	119,477,040.52	120,549,378.89	(192,112,621.11)	-61%		
Tuition Fees	4020201001	186,109,000.00	1,811,478.83	88,228,384.37	2,537,587.72	1,918,416.17	94,495,865.09	153,129.45	94,486,865.09	94,848,994.54	(91,613,134.91)	-49%		
Income Collected from Students	4020201002	122,625,000.00	2,139,334.25	652,780.75	1,943,083.75	892,250.25	5,627,449.00	881,241.62	5,627,449.00	6,488,690.62	(116,997,551.00)	-95%		
Income from Other Sources	4020201003	3,928,000.00	3,617,699.59	11,008,402.44	3,121,032.05	2,678,930.72	20,426,064.80	57,967.30	19,353,726.43	19,411,693.73	16,498,064.80	420%		
Income from Grants and Donations In Cash	4040201000	0.00	0.00	0.00	0.00	0.00	0.00	0.00	0.00	0.00	0.00	0%		
GRAND TOTAL		312,862,000.00	7,568,510.67	99,889,567.56	7,601,703.52	5,489,597.14	120,549,378.89	1,072,338.37	119,477,040.52	120,549,378.89	(192,112,621.11)	-61%		

Certified Correct:

 LUCIO S. MATA, JR., CPA
 Head, Accounting Office
 Date: April 10, 2025 12:23 PM

Certified Correct:

 IVEY ANNE E. MUNCADA, CPA
 Officer-in-Charge, Budget Office
 Date: April 10, 2025 12:23 PM

Recommended Approval By:

 DARBY P. ESPERANZATE, MPA
 Vice President for Administration and Finance
 Date: April 10, 2025 12:30 PM

Approved By:

 PROF. MARWIN M. DELA CRUZ, PH.D.
 SUC President / Agency Head
 Date: April 10, 2025 12:31 PM