


FY 2025 FINANCIAL PLAN
(In Thousand Pesos)


Department : State Universities and Colleges (SUCs)
 Agency/Entity : Philippine State College of Aeronautics
 Operating Unit : < not applicable >
 Organization Code (UACS) : 08 004 000000


Particulars	UACS CODE	Current Year's Obligation			Budget Year Obligation Program											
		Actual January 1 - September 30	Estimate October 1 - December 31	Total	Total	GAAAO (ANNEX A)					FOR ISSUANCE OF GARO / SARO					
						Quarter 1	Quarter 2	Quarter 3	Quarter 4	Sub Total	Quarter 1	Quarter 2	Quarter 3	Quarter 4	Sub Total	
1	2	3	4	5=3+4	6=11+16	7	8	9	10	11=7+8+9+10	12	13	14	15	16=12+13+14+15	
I. Budget Year / Appropriations		244,878	58,619	304,497	491,511	42,815	60,645	85,324	58,067	246,851	114,247	8,585	7,585	7,585	114,243	244,660
General Administration and Support	1000000000000000	49,845	33,824	83,669	104,584	17,327	19,607	17,544	19,749	74,227	7,585	7,585	7,585	7,585	7,582	30,337
General Management and Supervision	100000100001000	43,620	22,618	66,238	70,019	18,275	18,555	16,492	18,897	70,019	0	0	0	0	0	0
PS		24,301	2,449	26,750	29,812	6,234	8,480	6,432	8,666	29,812	0	0	0	0	0	0
MOOE		19,319	20,169	39,488	40,207	10,041	10,075	10,060	10,031	40,207	0	0	0	0	0	0
Administration of Personnel Benefits	100000100002000	6,225	11,206	17,431	34,545	1,052	1,052	1,052	1,052	4,208	7,585	7,585	7,585	7,582	7,582	30,337
PS		6,225	11,206	17,431	34,545	1,052	1,052	1,052	1,052	4,208	7,585	7,585	7,585	7,582	7,582	30,337
Operations	3000000000000000	195,033	25,795	220,828	386,947	25,488	41,038	67,780	38,318	172,624	106,662	1,000	0	106,661	214,323	214,323
HIGHER EDUCATION PROGRAM	3101000000000000	195,033	25,795	220,828	386,947	25,488	41,038	67,780	38,318	172,624	106,662	1,000	0	106,661	214,323	214,323
Provision of Higher Education Services	310100100002000	106,993	25,795	132,788	172,624	25,488	41,038	67,780	38,318	172,624	0	0	0	0	0	0
PS		72,987	24,113	97,100	113,741	23,922	32,321	25,458	32,040	113,741	0	0	0	0	0	0
MOOE		9,069	1,619	10,688	10,883	1,566	1,517	1,522	6,278	10,883	0	0	0	0	0	0
CO		24,937	83	25,000	48,000	0	7,200	40,800	0	48,000	0	0	0	0	0	0
Project(s)		88,040	0	88,040	214,323	0	0	0	0	0	106,662	1,000	0	106,661	214,323	214,323
Locally-Funded Project(s)		88,040	0	88,040	214,323	0	0	0	0	0	106,662	1,000	0	106,661	214,323	214,323
Free Higher Education	310100200021000	87,040	0	87,040	213,323	0	0	0	0	0	106,662	0	0	106,661	213,323	213,323
MOOE		87,040	0	87,040	213,323	0	0	0	0	0	106,662	0	0	106,661	213,323	213,323
Tulong Dunong Program	310100200023000	1,000	0	1,000	1,000	0	0	0	0	0	0	1,000	0	0	1,000	1,000
MOOE		1,000	0	1,000	1,000	0	0	0	0	0	0	1,000	0	0	1,000	1,000
II. Automatic Appropriations		9,663	3,701	13,364	13,141	0	0	0	0	0	3,285	3,285	3,285	3,286	3,286	13,141
Retirement and Life Insurance Premiums		9,663	3,701	13,364	13,141	0	0	0	0	0	3,285	3,285	3,285	3,286	3,286	13,141
General Administration and Support	1000000000000000	2,308	1,609	3,917	2,624	0	0	0	0	0	654	656	657	657	657	2,624
General Management and Supervision	100000100001000	2,308	1,609	3,917	2,624	0	0	0	0	0	654	656	657	657	657	2,624
PS		2,308	1,609	3,917	2,624	0	0	0	0	0	654	656	657	657	657	2,624
Operations	3000000000000000	7,355	2,092	9,447	10,517	0	0	0	0	0	2,631	2,629	2,628	2,628	2,629	10,517
HIGHER EDUCATION PROGRAM	3101000000000000	7,355	2,092	9,447	10,517	0	0	0	0	0	2,631	2,629	2,628	2,629	2,629	10,517
Provision of Higher Education Services	310100100002000	7,355	2,092	9,447	10,517	0	0	0	0	0	2,631	2,629	2,628	2,629	2,629	10,517
PS		7,355	2,092	9,447	10,517	0	0	0	0	0	2,631	2,629	2,628	2,629	2,629	10,517
III. Special Purpose Fund		3,691	2,283	5,974	0	0	0	0	0	0	0	0	0	0	0	0
For payment of Personnel Benefits		3,691	2,283	5,974	0	0	0	0	0	0	0	0	0	0	0	0
PS		3,691	2,283	5,974	0	0	0	0	0	0	0	0	0	0	0	0
TOTAL, Current Year Budget / Appropriations		258,232	65,603	323,835	504,652	42,815	60,645	85,324	58,067	246,851	117,532	11,870	10,870	10,870	117,529	257,801
PS		118,867	43,752	160,619	191,239	31,208	41,853	32,942	41,758	147,761	10,870	10,870	10,870	10,868	43,478	43,478
MOOE		116,428	21,788	138,216	265,413	11,607	11,592	11,582	16,309	51,090	106,662	1,000	0	106,661	214,323	214,323
FinPex		0	0	0	0	0	0	0	0	0	0	0	0	0	0	0
CO		24,937	63	25,000	48,000	0	7,200	40,800	0	48,000	0	0	0	0	0	0

Department : State Universities and Colleges (SUCs)
 Agency/Entity : Philippine State College of Aeronautics
 Operating Unit : < not applicable >
 Organization Code (UACS) : 08 004 0000000

Particulars	UACS CODE	Current Year's Obligation			Budget Year Obligation Program										
		Actual January 1 - September 30	Estimate October 1 - December 31	Total	Total	GAAAO (ANNEX A)					FOR ISSUANCE OF GARO / SARO				
						Quarter 1	Quarter 2	Quarter 3	Quarter 4	Sub Total	Quarter 1	Quarter 2	Quarter 3	Quarter 4	Sub Total
1	2	3	4	5=3+4	6=11+16	7	8	9	10	11=7+8+9+10	12	13	14	15	16=12+13+14+15
Recapitulation by Program		202,388	27,887	230,275	397,464	25,488	41,038	67,780	38,318	172,624	109,293	3,629	2,628	109,290	224,840
HIGHER EDUCATION PROGRAM	310100000000000	202,388	27,887	230,275	397,464	25,488	41,038	67,780	38,318	172,624	109,293	3,629	2,628	109,290	224,840

Certified Correct:

 IVEY ANNE E. MUNCADA
 Officer-in-Charge, Budget Office
 Date: January 24, 2025 11:17 AM

Certified Correct:

 LUCIO S. MATA, JR., CPA
 Head, Accounting Office
 Date: January 24, 2025 11:17 AM

Recommending Approval By:

 DARBY P. ESPERANZATE, MPA
 Vice President for Administration and Finance
 Date: January 24, 2025 11:22 AM

Approved By:

 PROF. MARWIN D. CRUZ, PH.D.
 SUC President / Agency Head
 Date: January 24, 2025 11:26 AM