

**SUMMARY OF APPROPRIATIONS, ALLOTMENTS, OBLIGATIONS, DISBURSEMENTS AND BALANCES BY OBJECT OF EXPENDITURES**  
As at the Quarter Ending June 30, 2024

Department : State Universities and Colleges (SUCs)  
Agency/Entity : Philippine State College of Aeronautics  
Operating Unit : < not applicable >  
Organization Code (IACS) : 06 004 000000  
Fund Cluster : 01 - Regular Agency Fund

X Current Year Appropriations  
Supplemental Appropriations  
Continuing Appropriations

(e.g. UACS Fund Cluster: 01-Regular Agency Fund, 02-Foreign Assisted Projects Fund, 03-Special Account-Locally Funded/Domestic Grants Fund, and 04-Special Account-Foreign Assisted/Foreign Grants Fund)

Particulars	UACS CODE	Appropriations							Allotments					Obligations				Disbursements				Balances			
		Authorized Appropriations	Adjustments (Transfer To/From, Modifications/ Augmentations)	Adjusted Appropriations	Allotments Received	Adjustments (Reallocations, Modifications/ Assignments)	Transfer To	Transfer From	Adjusted Allotments	1st Quarter Ending March 31	2nd Quarter Ending June 30	3rd Quarter Ending September 30	4th Quarter Ending December 31	Total	1st Quarter Ending March 31	2nd Quarter Ending June 30	3rd Quarter Ending September 30	4th Quarter Ending December 31	Total	Unreleased Appropriations	Unobligated Allotments	Unpaid Obligations (15-24)+(23+24)			
		3	4	5=(3+4)	6	7	8	9	10=(6)+(7)+(8)+(9)	11	12	13	14	15=(11)+(12)+(13)+(14)	16	17	18	19	20=(16)+(17)+(18)+(19)	21=(5-15)	22=(6-14)	23	24		
<b>SUMMARY</b>		435,501,000.00	1,450,926.00	437,077,098.00	210,399,121.00	0.00	0.00	0.00	319,209,131.83	48,701,270.95	140,713,624.38	0.00	0.00	10,114,504.23	49,701,270.95	140,713,624.38	0.00	0.00	101,414,504.23	137,768,565.00	137,834,226.67	0.00	0.00		
<b>A. AGENCY SPECIFIC BUDGET</b>		444,276,000.00	0.00	444,276,000.00	208,497,435.00	0.00	0.00	0.00	306,497,435.83	37,703,347.83	137,446,486.38	0.00	0.00	175,149,834.03	37,703,347.83	137,446,486.38	0.00	0.00	175,149,834.03	137,768,565.00	137,341,806.57	0.00	0.00		
<b>Personnel Services</b>		152,797,000.00	0.00	152,797,000.00	141,281,668.00	0.00	0.00	0.00	141,281,668.00	28,639,207.36	42,216,351.23	0.00	0.00	70,898,558.09	29,879,207.26	42,216,351.23	0.00	0.00	70,898,558.09	11,485,340.00	76,441,191.41	0.00	0.00		
<b>Salaries and Wages</b>		94,291,000.00	(1,324,881.50)	92,966,118.50	94,291,000.00	(1,324,881.50)	0.00	0.00	92,966,118.50	24,108,216.80	28,059,800.25	0.00	0.00	36,896,487.06	34,186,616.80	26,898,460.26	0.00	0.00	36,896,487.06	0.00	42,157,831.94	0.00	0.00		
Salaries and Wages - Regular	5010181000	94,291,000.00	(1,750,328.84)	92,540,671.16	94,291,000.00	(1,750,328.84)	0.00	0.00	92,540,671.16	23,945,739.80	28,430,659.62	0.00	0.00	36,302,730.42	33,945,739.80	26,430,659.62	0.00	0.00	36,302,730.42	0.00	42,157,831.94	0.00	0.00		
Basic Salary - Civilian	5010181001	84,291,000.00	(1,750,328.84)	82,540,671.16	84,291,000.00	(1,750,328.84)	0.00	0.00	82,540,671.16	23,945,739.80	28,430,659.62	0.00	0.00	36,302,730.42	33,945,739.80	26,430,659.62	0.00	0.00	36,302,730.42	0.00	42,157,831.94	0.00	0.00		
Salaries and Wages - Casual/Contractual	5010181006	0.00	423,847.64	423,847.64	0.00	423,847.64	0.00	0.00	423,847.64	169,857.00	382,000.64	0.00	0.00	423,847.64	382,000.64	0.00	0.00	423,847.64	0.00	0.00	0.00	0.00	0.00		
<b>Other Compensation</b>		26,686,900.00	0.00	26,686,900.00	30,886,400.00	0.00	0.00	0.00	27,525,818.00	2,387,688.99	11,934,270.42	0.00	0.00	4,221,064.64	3,387,624.99	14,334,270.42	0.00	0.00	4,221,064.64	0.00	13,297,796.99	0.00	0.00		
Personal Expense/Travel Allowance (PERA)	5010201000	4,968,000.00	0.00	4,968,000.00	4,968,000.00	0.00	0.00	0.00	4,968,000.00	1,251,000.00	1,241,727.27	0.00	0.00	2,492,727.27	1,251,000.00	1,241,727.27	0.00	0.00	2,492,727.27	0.00	2,475,272.73	0.00	0.00		
PERA - Civilian	5010201001	4,968,000.00	0.00	4,968,000.00	4,968,000.00	0.00	0.00	0.00	4,968,000.00	1,251,000.00	1,241,727.27	0.00	0.00	2,492,727.27	1,251,000.00	1,241,727.27	0.00	0.00	2,492,727.27	0.00	2,475,272.73	0.00	0.00		
Representation Allowance (RA)	5010202000	162,000.00	0.00	162,000.00	162,000.00	0.00	0.00	0.00	162,000.00	0.00	0.00	0.00	0.00	162,000.00	162,000.00	0.00	0.00	162,000.00	0.00	0.00	0.00	0.00	0.00		
Transportation Allowance (TA)	5010203000	162,000.00	0.00	162,000.00	162,000.00	0.00	0.00	0.00	162,000.00	0.00	0.00	0.00	0.00	162,000.00	162,000.00	0.00	0.00	162,000.00	0.00	0.00	0.00	0.00	0.00		
Transportation Allowance (TA)	5010203001	162,000.00	0.00	162,000.00	162,000.00	0.00	0.00	0.00	162,000.00	0.00	0.00	0.00	0.00	162,000.00	162,000.00	0.00	0.00	162,000.00	0.00	0.00	0.00	0.00	0.00		
Costing/Uniform Allowance	5010204000	1,442,000.00	200,000.00	1,642,000.00	1,442,000.00	200,000.00	0.00	0.00	1,442,000.00	0.00	1,442,000.00	0.00	0.00	1,442,000.00	0.00	1,442,000.00	0.00	0.00	1,442,000.00	0.00	0.00	0.00	0.00		
Costing/Uniform Allowance - Civilian	5010204001	1,442,000.00	200,000.00	1,642,000.00	1,442,000.00	200,000.00	0.00	0.00	1,442,000.00	0.00	1,442,000.00	0.00	0.00	1,442,000.00	0.00	1,442,000.00	0.00	0.00	1,442,000.00	0.00	0.00	0.00	0.00		
Subsistence Allowance (SA)	5010205000	36,000.00	0.00	36,000.00	36,000.00	0.00	0.00	0.00	36,000.00	0.00	0.00	0.00	0.00	36,000.00	36,000.00	0.00	0.00	36,000.00	0.00	0.00	0.00	0.00	0.00		
Subsistence Allowance - Mega Carts for Public Health Workers under P.A. 7202	5010205002	36,000.00	0.00	36,000.00	36,000.00	0.00	0.00	0.00	36,000.00	0.00	0.00	0.00	0.00	36,000.00	36,000.00	0.00	0.00	36,000.00	0.00	0.00	0.00	0.00	0.00		
Laundry Allowance (LA)	5010206000	4,000.00	0.00	4,000.00	4,000.00	0.00	0.00	0.00	4,000.00	0.00	0.00	0.00	0.00	4,000.00	4,000.00	0.00	0.00	4,000.00	0.00	0.00	0.00	0.00	0.00		
Laundry Allowance - Mega Carts Benefits for Public Health Workers under R.A. 7305	5010206004	4,000.00	0.00	4,000.00	4,000.00	0.00	0.00	0.00	4,000.00	0.00	0.00	0.00	0.00	4,000.00	4,000.00	0.00	0.00	4,000.00	0.00	0.00	0.00	0.00	0.00		
Honorary	5010210000	1,720,000.00	0.00	1,720,000.00	1,720,000.00	0.00	0.00	0.00	1,720,000.00	932,138.59	110,388.15	0.00	0.00	1,612,476.74	932,138.59	110,388.15	0.00	0.00	1,612,476.74	0.00	0.00	0.00	0.00		
Honorary - Civilian	5010210001	1,720,000.00	0.00	1,720,000.00	1,720,000.00	0.00	0.00	0.00	1,720,000.00	932,138.59	110,388.15	0.00	0.00	1,612,476.74	932,138.59	110,388.15	0.00	0.00	1,612,476.74	0.00	0.00	0.00	0.00		
Year End Bonus	5010214000	7,858,000.00	0.00	7,858,000.00	7,858,000.00	0.00	0.00	0.00	7,858,000.00	0.00	0.00	0.00	0.00	7,858,000.00	7,858,000.00	0.00	0.00	7,858,000.00	0.00	0.00	0.00	0.00	0.00		
Year End Bonus - Civilian	5010214001	7,858,000.00	0.00	7,858,000.00	7,858,000.00	0.00	0.00	0.00	7,858,000.00	0.00	0.00	0.00	0.00	7,858,000.00	7,858,000.00	0.00	0.00	7,858,000.00	0.00	0.00	0.00	0.00	0.00		
Cash Gift	5010215000	1,035,000.00	0.00	1,035,000.00	1,035,000.00	0.00	0.00	0.00	1,035,000.00	0.00	0.00	0.00	0.00	1,035,000.00	1,035,000.00	0.00	0.00	1,035,000.00	0.00	0.00	0.00	0.00	0.00		
Cash Gift - Civilian	5010215001	1,035,000.00	0.00	1,035,000.00	1,035,000.00	0.00	0.00	0.00	1,035,000.00	0.00	0.00	0.00	0.00	1,035,000.00	1,035,000.00	0.00	0.00	1,035,000.00	0.00	0.00	0.00	0.00	0.00		
Mid Year Bonus - Civilian	5010216000	7,858,000.00	446,681.60	8,304,681.60	7,858,000.00	446,681.60	0.00	0.00	8,304,681.60	0.00	8,304,681.60	0.00	0.00	8,304,681.60	8,304,681.60	0.00	0.00	8,304,681.60	0.00	0.00	0.00	0.00	0.00		
Mid Year Bonus - Civilian	5010216001	7,858,000.00	446,681.60	8,304,681.60	7,858,000.00	446,681.60	0.00	0.00	8,304,681.60	0.00	8,304,681.60	0.00	0.00	8,304,681.60	8,304,681.60	0.00	0.00	8,304,681.60	0.00	0.00	0.00	0.00	0.00		
Other Bonuses and Allowances	5010219000	1,611,000.00	0.00	1,611,000.00	1,611,000.00	0.00	0.00	0.00	1,611,000.00	0.00	0.00	0.00	0.00	1,611,000.00	1,611,000.00	0.00	0.00	1,611,000.00	0.00	0.00	0.00	0.00	0.00		
Productivity Enhancement Incentive - Civilian	5010219001	1,611,000.00	0.00	1,611,000.00	1,611,000.00	0.00	0.00	0.00	1,611,000.00	0.00	0.00	0.00	0.00	1,611,000.00	1,611,000.00	0.00	0.00	1,611,000.00	0.00	0.00	0.00	0.00	0.00		
Anniversary Bonus - Civilian	5010219003	606,000.00	0.00	606,000.00	606,000.00	0.00	0.00	0.00	606,000.00	0.00	0.00	0.00	0.00	606,000.00	606,000.00	0.00	0.00	606,000.00	0.00	0.00	0.00	0.00	0.00		
<b>Personnel Benefit Contributions</b>		2,583,000.00	0.00	2,583,000.00	2,583,000.00	0.00	0.00	0.00	2,583,000.00	764,974.16	847,111.55	0.00	0.00	1,612,982.71	734,974.16	847,111.55	0.00	0.00	1,612,982.71	0.00	869,317.29	0.00	0.00		
Pag-IBIG Contributions	5010300000	249,000.00	0.00	249,000.00	249,000.00	0.00	0.00	0.00	249,000.00	129,000.00	137,400.00	0.00	0.00	249,000.00	129,000.00	137,400.00	0.00	0.00	249,000.00	0.00	5,760.00	0.00	0.00		
Pag-IBIG - Civilian	5010300001	249,000.00	0.00	249,000.00	249,000.00	0.00	0.00	0.00	249,000.00	129,000.00	137,400.00	0.00	0.00	249,000.00	129,000.00	137,400.00	0.00	0.00	249,000.00	0.00	5,760.00	0.00	0.00		
Health Benefit Contributions	5010303000	2,065,000.00	0.00	2,065,000.00	2,065,000.00	0.00	0.00	0.00	2,065,000.00	585,871.16	641,011.55	0.00	0.00	1,226,682.71	585,871.16	641,011.55	0.00	0.00	1,226,682.71	0.00	863,549.29	0.00	0.00		
Health Benefit - Civilian	5010303001	2,065,000.00	0.00	2,065,000.00	2,065,000.00	0.00	0.00	0.00	2,065,000.00	585,871.16	641,011.55	0.00	0.00	1,226,682.71	585,871.16	641,011.55	0.00	0.00	1,226,682.71	0.00	863,549.29	0.00	0.00		

Department : State Universities and Colleges (SUCs)  
 Agency/Entity : Philippine State College of Aeronautics  
 Operating Unit : < not applicable >  
 Organization Code (OACG) : 08 004 000000  
 Fund Cluster : 01 - Regular Agency Fund

X Current Year Appropriations  
 Supplemental Appropriations  
 Continuing Appropriations

(e.g. UACS Fund Cluster: 01-Regular Agency Fund, 02-Foreign Assisted Projects Fund, 03-Special Account-Locally Funded/Domestic Grants Fund, and 04-Special Account-Foreign Assisted/Foreign Grants Fund)

Particulars	UACS CODE	Appropriations					Allotments					Obligations					Disbursements					Balances			
		Authorized Appropriations	Adjustments (Transfer To/Fees, Modifications/Augmentations)	Adjusted Appropriations	Allotments Received	Adjustments (Modifications, Modifications/Augmentations)	Transfer To	Transfer From	Adjusted Allotments	1st Quarter Ending March 31	2nd Quarter Ending June 30	3rd Quarter Ending September 30	4th Quarter Ending December 31	Total	1st Quarter Ending March 31	2nd Quarter Ending June 30	3rd Quarter Ending September 30	4th Quarter Ending December 31	Total	Unreleased Appropriations	Unobligated Allotments	Unpaid Obligations (15-29)+(22-24)			
		3	4	5=(2+4)	6	7	8	9	10=[(6)+(7)+8]	11	12	13	14	15=(11)+12+13+14	16	17	18	19	20=(16)+(17)+18+19	21=(5-10)	22=(10-15)	23	24		
Training Expenses	5025201002	1,000,000.00	0.00	1,000,000.00	1,000,000.00	0.00	0.00	1,000,000.00	647,193.00	20,831.00	0.00	0.00	672,584.00	647,193.00	25,831.00	0.00	0.00	672,994.00	0.00	327,016.00	0.00	0.00	0.00		
Supplies and Materials Expenses		4,950,000.00	0.00	4,950,000.00	4,950,000.00	0.00	0.00	4,950,000.00	150,736.01	242,484.22	0.00	0.00	393,220.23	150,736.01	242,484.22	0.00	0.00	393,220.23	0.00	3,853,799.77	0.00	0.00	0.00		
Office Supplies Expenses	5020301000	2,000,000.00	0.00	2,000,000.00	2,000,000.00	0.00	0.00	2,000,000.00	16,030.00	16,030.00	0.00	0.00	32,060.00	16,030.00	16,030.00	0.00	0.00	32,060.00	0.00	1,983,970.00	0.00	0.00	0.00		
Office Supplies Expenses	5020301002	3,000,000.00	0.00	3,000,000.00	3,000,000.00	0.00	0.00	3,000,000.00	16,000.00	16,000.00	0.00	0.00	32,000.00	16,000.00	16,000.00	0.00	0.00	32,000.00	0.00	1,967,970.00	0.00	0.00	0.00		
Accountable Forms Expenses	5020302000	50,000.00	0.00	50,000.00	50,000.00	0.00	0.00	50,000.00	0.00	0.00	0.00	0.00	0.00	0.00	0.00	0.00	0.00	0.00	0.00	36,000.00	0.00	0.00	0.00		
Fuel, Oil and Lubricants Expenses	5020303000	1,000,000.00	0.00	1,000,000.00	1,000,000.00	0.00	0.00	1,000,000.00	71,780.51	42,404.22	0.00	0.00	114,254.73	71,780.51	42,464.22	0.00	0.00	114,254.73	0.00	885,744.77	0.00	0.00	0.00		
Other Supplies and Materials Expenses	5020309000	1,000,000.00	0.00	1,000,000.00	1,000,000.00	0.00	0.00	1,000,000.00	49,956.00	200,000.00	0.00	0.00	249,956.00	49,956.00	200,000.00	0.00	0.00	249,956.00	0.00	750,000.00	0.00	0.00	0.00		
Utility Expenses	16,540,000.00	0.00	10,500,000.00	10,500,000.00	0.00	0.00	0.00	10,500,000.00	2,811,323.21	2,896,494.57	0.00	0.00	5,707,817.78	2,811,323.21	2,896,494.57	0.00	0.00	5,707,817.78	0.00	4,792,112.22	0.00	0.00	0.00		
Water Expenses	5020401000	5,000,000.00	0.00	5,000,000.00	5,000,000.00	0.00	0.00	5,000,000.00	3,000,000.00	1,000,000.00	0.00	0.00	4,000,000.00	3,000,000.00	1,000,000.00	0.00	0.00	4,000,000.00	0.00	2,500,000.00	0.00	0.00	0.00		
Electricity Expenses	5020402000	5,500,000.00	0.00	5,500,000.00	5,500,000.00	0.00	0.00	5,500,000.00	1,448,097.47	1,796,165.83	0.00	0.00	3,244,263.30	1,448,097.47	1,796,165.83	0.00	0.00	3,244,263.30	0.00	2,254,241.70	0.00	0.00	0.00		
Communication Expenses	940,000.00	0.00	940,000.00	940,000.00	0.00	0.00	0.00	940,000.00	38,803.73	38,803.73	0.00	0.00	77,607.46	38,803.73	38,803.73	0.00	0.00	77,607.46	0.00	89,255.55	0.00	0.00	0.00		
Postage and Courier Services	5020501000	40,000.00	0.00	40,000.00	40,000.00	0.00	0.00	40,000.00	4,309.00	815.00	0.00	0.00	5,124.00	4,309.00	815.00	0.00	0.00	5,124.00	0.00	36,880.00	0.00	0.00	0.00		
Telephone Expenses	5020502000	660,000.00	0.00	660,000.00	660,000.00	0.00	0.00	660,000.00	11,760.00	11,760.00	0.00	0.00	23,520.00	11,760.00	11,760.00	0.00	0.00	23,520.00	0.00	582,240.00	0.00	0.00	0.00		
Mobile	5020502001	960,000.00	0.00	960,000.00	960,000.00	0.00	0.00	960,000.00	0.00	0.00	0.00	0.00	0.00	0.00	0.00	0.00	0.00	0.00	0.00	56,000.00	0.00	0.00	0.00		
Landline	5020502002	180,000.00	0.00	180,000.00	180,000.00	0.00	0.00	180,000.00	0.00	0.00	0.00	0.00	0.00	0.00	0.00	0.00	0.00	0.00	0.00	0.00	0.00	0.00	0.00		
Internet Subscription Expenses	5020503000	300,000.00	0.00	300,000.00	300,000.00	0.00	0.00	300,000.00	37,861.82	30,000.00	0.00	0.00	67,861.82	37,861.82	30,000.00	0.00	0.00	67,861.82	0.00	6,000.00	0.00	0.00	0.00		
Survey, Research, Exploration and	2,040,000.00	0.00	2,000,000.00	2,000,000.00	0.00	0.00	0.00	2,000,000.00	0.00	0.00	0.00	0.00	0.00	0.00	0.00	0.00	0.00	0.00	0.00	2,000,000.00	0.00	0.00	0.00		
Research, Evaluation and Development Expenses	5020700000	2,000,000.00	0.00	2,000,000.00	2,000,000.00	0.00	0.00	2,000,000.00	0.00	0.00	0.00	0.00	0.00	0.00	0.00	0.00	0.00	0.00	0.00	2,000,000.00	0.00	0.00	0.00		
Research, Evaluation and Development Expenses	5020700002	2,000,000.00	0.00	2,000,000.00	2,000,000.00	0.00	0.00	2,000,000.00	0.00	0.00	0.00	0.00	0.00	0.00	0.00	0.00	0.00	0.00	0.00	2,000,000.00	0.00	0.00	0.00		
Confidential, Intelligence and Extraordinary	116,000.00	0.00	116,000.00	116,000.00	0.00	0.00	0.00	116,000.00	57,028.48	36,421.92	0.00	0.00	93,450.40	57,028.48	36,421.92	0.00	0.00	93,450.40	0.00	22,648.88	0.00	0.00	0.00		
Extraordinary and Miscellaneous Expenses	5024003000	116,000.00	0.00	116,000.00	116,000.00	0.00	0.00	116,000.00	37,028.48	36,421.92	0.00	0.00	73,450.40	37,028.48	36,421.92	0.00	0.00	73,450.40	0.00	16,126.81	0.00	0.00	0.00		
Professional Services	160,000.00	0.00	160,000.00	160,000.00	0.00	0.00	0.00	160,000.00	16,126.81	0.00	0.00	0.00	16,126.81	0.00	0.00	0.00	0.00	16,126.81	0.00	3,623.19	0.00	0.00	0.00		
Auditing Services	5021102000	100,000.00	0.00	100,000.00	100,000.00	0.00	0.00	100,000.00	16,126.81	0.00	0.00	0.00	16,126.81	0.00	0.00	0.00	0.00	16,126.81	0.00	1,800.00	0.00	0.00	0.00		
General Services	37,500,000.00	0.00	37,500,000.00	37,500,000.00	0.00	0.00	0.00	37,500,000.00	4,000,000.00	3,730,210.00	0.00	0.00	7,730,210.00	4,000,000.00	3,730,210.00	0.00	0.00	7,730,210.00	0.00	18,800,000.00	0.00	0.00	0.00		
Janitorial Services	5021202000	12,500,000.00	0.00	12,500,000.00	12,500,000.00	0.00	0.00	12,500,000.00	2,077,454.16	2,454,202.62	0.00	0.00	4,531,656.78	2,077,454.16	2,454,202.62	0.00	0.00	4,531,656.78	0.00	6,018,340.00	0.00	0.00	0.00		
Security Services	5021203000	15,000,000.00	0.00	15,000,000.00	15,000,000.00	0.00	0.00	15,000,000.00	2,612,152.79	1,302,917.28	0.00	0.00	3,915,070.07	2,612,152.79	1,302,917.28	0.00	0.00	3,915,070.07	0.00	11,500,000.00	0.00	0.00	0.00		
Repairs and Maintenance	2,500,000.00	0.00	2,500,000.00	2,500,000.00	0.00	0.00	0.00	2,500,000.00	1,750.00	0.00	0.00	0.00	1,750.00	0.00	0.00	0.00	0.00	1,750.00	0.00	2,498,250.00	0.00	0.00	0.00		
Repairs and Maintenance - Buildings and Other	5021304000	1,000,000.00	0.00	1,000,000.00	1,000,000.00	0.00	0.00	1,000,000.00	0.00	0.00	0.00	0.00	0.00	0.00	0.00	0.00	0.00	0.00	0.00	1,000,000.00	0.00	0.00	0.00		
School Buildings	5021304002	1,000,000.00	0.00	1,000,000.00	1,000,000.00	0.00	0.00	1,000,000.00	0.00	0.00	0.00	0.00	0.00	0.00	0.00	0.00	0.00	0.00	0.00	1,000,000.00	0.00	0.00	0.00		
Repairs and Maintenance - Machinery and	5021305000	500,000.00	0.00	500,000.00	500,000.00	0.00	0.00	500,000.00	0.00	0.00	0.00	0.00	0.00	0.00	0.00	0.00	0.00	0.00	0.00	500,000.00	0.00	0.00	0.00		
Office Equipment	5021305002	500,000.00	0.00	500,000.00	500,000.00	0.00	0.00	500,000.00	0.00	0.00	0.00	0.00	0.00	0.00	0.00	0.00	0.00	0.00	0.00	500,000.00	0.00	0.00	0.00		
Repairs and Maintenance - Transportation	5021306000	1,000,000.00	0.00	1,000,000.00	1,000,000.00	0.00	0.00	1,000,000.00	1,750.00	0.00	0.00	0.00	1,750.00	0.00	0.00	0.00	0.00	1,750.00	0.00	698,250.00	0.00	0.00	0.00		
Motor Vehicles	5021306001	500,000.00	0.00	500,000.00	500,000.00	0.00	0.00	500,000.00	1,750.00	0.00	0.00	0.00	1,750.00	0.00	0.00	0.00	0.00	1,750.00	0.00	498,250.00	0.00	0.00	0.00		
Aircraft and Aircraft Ground Equipment	5021306002	500,000.00	0.00	500,000.00	500,000.00	0.00	0.00	500,000.00	0.00	0.00	0.00	0.00	0.00	0.00	0.00	0.00	0.00	0.00	0.00	200,000.00	0.00	0.00	0.00		
Financial Assistance/Liability	214,323,000.00	0.00	214,323,000.00	214,323,000.00	0.00	0.00	0.00	214,323,000.00	88,039,775.00	0.00	0.00	0.00	88,039,775.00	88,039,775.00	0.00	0.00	0.00	88,039,775.00	0.00	126,283,225.00	0.00	0.00	0.00		
Subsidies - Other	5021400000	214,323,000.00	0.00	214,323,000.00	214,323,000.00	0.00	0.00	214,323,000.00	88,039,775.00	0.00	0.00	0.00	88,039,775.00	88,039,775.00	0.00	0.00	0.00	88,039,775.00	0.00	126,283,225.00	0.00	0.00	0.00		
Taxes, Insurance Premiums and Other Fees	400,000.00	25,000.00	425,000.00	400,000.00	25,000.00	0.00	0.00	425,000.00	73,737.15	48,652.51	0.00	0.00	122,389.66	73,737.15	48,652.51	0.00	0.00	122,389.66	0.00	302,610.34	0.00	0.00	0.00		
Taxes, Dues and Licenses	6021010000	100,000																							

X Current Year Appropriations  
 Supplemental Appropriations  
 Continuing Appropriations

Department : State Universities and Colleges (SUCs)  
 Agency/Entity : Philippine State College of Aeronautics  
 Operating Unit : < not applicable >  
 Organization Code (UACS) : 08 004 0000000  
 Fund Cluster : 01 - Regular Agency Fund


(e.g. UACS Fund Cluster: 01-Regular Agency Fund, 02-Foreign Assisted Projects Fund, 03-Special Account-Locally Funded/Domestic Grants Fund, and 04-Special Account-Foreign Assisted/Foreign Grants Fund)

Particulars	UACS CODE	Appropriations					Allotments		Obligations				Total	Disbursements				Balances						
		Authorized Appropriations	Adjustments (Transfer To/From, Modifications/ Augmentations)	Adjusted Appropriations	Allotments Received	Adjustments (Reductions, Modifications/ Augmentations)	Transfer To	Transfer From	Adjusted Allotments	1st Quarter Ending March 31	2nd Quarter Ending June 30	3rd Quarter Ending September 30		4th Quarter Ending December 31	1st Quarter Ending March 31	2nd Quarter Ending June 30	3rd Quarter Ending September 30	4th Quarter Ending December 31	Total	Unreleased Appropriations	Unobligated Allotments	Unpaid Obligations (15-20)=[23+24]		
		3	4	5=[1+4]	6	7	8	9	10=[8+(-7)+9]	11	12	13	14	15=[11+12+13+14]	16	17	18	19	20=[16+17+18+19]	21=[5-10]	22=[15-15]	23	24	
Retirement and Life Insurance Premiums		11,316,006.00	1,486,998.08	12,803,004.08	12,811,608.00	12,811,606.00	0.00	0.00	0.00	12,811,606.00	2,997,932.20	3,287,139.00	0.00	0.00	6,285,071.20	2,997,932.20	3,287,139.00	0.00	0.00	6,285,071.20	0.00	6,541,625.76	0.00	0.00
<b>GRAND TOTAL</b>		<b>455,381,000.00</b>	<b>1,486,998.08</b>	<b>457,077,898.00</b>	<b>457,077,898.00</b>	<b>457,077,898.00</b>	<b>0.00</b>	<b>0.00</b>	<b>0.00</b>	<b>457,077,898.00</b>	<b>40,791,273.85</b>	<b>143,713,624.38</b>	<b>0.00</b>	<b>0.00</b>	<b>181,414,998.23</b>	<b>40,791,273.85</b>	<b>143,713,624.38</b>	<b>0.00</b>	<b>0.00</b>	<b>181,414,998.23</b>	<b>40,791,273.85</b>	<b>137,494,226.97</b>	<b>0.00</b>	<b>6.50</b>

Certified Correct:  
  
 KENNETH CAYABYAB, CPA  
 Head, Budget Office  
 Date August 8, 2024 10:10 AM

Certified Correct:  
  
 CECILIO S. PALATINO, CPA  
 Accountant III  
 Date August 8, 2024 10:10 AM

Reviewed and Approved By:  
  
 DARBY H. SPEER-ZARATE, MPA  
 Vice President for Administration and Finance  
 Date August 8, 2024 11:12 AM

Approved By:  
  
 PROF. MYRA WILHELMINA CRUZ, PhD  
 SAC, Finance Office  
 Date August 8, 2024 10:14 AM

**SUMMARY OF APPROPRIATIONS, ALLOTMENTS, OBLIGATIONS, DISBURSEMENTS AND BALANCES BY OBJECT OF EXPENDITURES**  
As at the Quarter Ending June 30, 2024

Department : State Universities and Colleges (SUCs)  
 Agency/Entity : Philippine State College of Aeronautics  
 Operating Unit : < not applicable >  
 Organization Code (UACS) : 08 004 000000  
 Fund Cluster : 01 - Regular Agency Fund  
 (e.g. UACS Fund Cluster: 01-Regular Agency Fund, 02-Foreign Assisted Projects Fund, 03-Special Account-Locally Funded/Domestic Grants Fund, and 04-Special Account-Foreign Assisted/Foreign Grants Fund)



Current Year Appropriations  
 Supplemental Appropriations  
 Continuing Appropriations

Particulars	UACS CODE	Appropriations										Obligations					Disbursements					Balances				
		Authorized Appropriations	Adjustments (Transfer To/From, Modifications/Augmentations)	Adjusted Appropriations	Allotments		Adjustments (Reductions, Modifications/Augmentations)	Transfer To	Transfer From	Adjusted Allotments	1st Quarter Ending March 31	2nd Quarter Ending June 30	3rd Quarter Ending September 30	4th Quarter Ending December 31	Total	1st Quarter Ending March 31	2nd Quarter Ending June 30	3rd Quarter Ending September 30	4th Quarter Ending December 31	Total	Unexpended Appropriations	Unobligated Allotments	Due and Demandable	Unpaid Obligations (16-21)+(24+25)	Not Yet Due and Demandable	
		3	4	5=(3+4)	6	7	8	9	10	11=(9)-(10)+(9)	12	13	14	15	16=(12+13+14+15)	17	18	19	20	21=(17+18+19+20)	22=(5-1)	23=(11-6)	24	25	26	
<b>SUMMARY</b>		132,928,230.00	0.00	132,928,230.00	0.00	27,456.56	0.00	0.00	0.00	27,456.56	0.00	0.00	0.00	0.00	27,456.56	0.00	0.00	0.00	0.00	0.00	132,928,230.00	27,456.56	0.00	0.00	0.00	
Unexpended Appropriations		132,928,230.00	0.00	132,928,230.00	0.00	0.00	0.00	0.00	0.00	0.00	0.00	0.00	0.00	0.00	0.00	0.00	0.00	0.00	0.00	0.00	132,928,230.00	0.00	0.00	0.00	0.00	
<b>AGENCY SPECIFIC BUDGET</b>		132,928,230.00	0.00	132,928,230.00	0.00	27,456.56	0.00	0.00	0.00	27,456.56	0.00	0.00	0.00	0.00	27,456.56	0.00	0.00	0.00	0.00	0.00	132,928,230.00	27,456.56	0.00	0.00	0.00	
Maintenance and Other Operating Expenses		132,928,230.00	0.00	132,928,230.00	0.00	0.00	0.00	0.00	0.00	0.00	0.00	0.00	0.00	0.00	0.00	0.00	0.00	0.00	0.00	0.00	132,928,230.00	0.00	0.00	0.00	0.00	
Survey, Research, Exploration and		2,669,000.00	0.00	2,669,000.00	0.00	0.00	0.00	0.00	0.00	0.00	0.00	0.00	0.00	0.00	0.00	0.00	0.00	0.00	0.00	0.00	2,669,000.00	0.00	0.00	0.00	0.00	
Research, Exploration and Development Expenses	5620702000	2,600,000.00	0.00	2,600,000.00	0.00	0.00	0.00	0.00	0.00	0.00	0.00	0.00	0.00	0.00	0.00	0.00	0.00	0.00	0.00	0.00	2,600,000.00	0.00	0.00	0.00	0.00	
Research, Exploration and Development	5620705002	2,100,000.00	0.00	2,100,000.00	0.00	0.00	0.00	0.00	0.00	0.00	0.00	0.00	0.00	0.00	0.00	0.00	0.00	0.00	0.00	0.00	2,100,000.00	0.00	0.00	0.00	0.00	
Financial Assistance/Scholarship		127,928,230.00	0.00	127,928,230.00	0.00	0.00	0.00	0.00	0.00	0.00	0.00	0.00	0.00	0.00	0.00	0.00	0.00	0.00	0.00	0.00	127,928,230.00	0.00	0.00	0.00	0.00	
Subsidies - Other	5621489000	127,928,230.00	0.00	127,928,230.00	0.00	0.00	0.00	0.00	0.00	0.00	0.00	0.00	0.00	0.00	0.00	0.00	0.00	0.00	0.00	0.00	127,928,230.00	0.00	0.00	0.00	0.00	
Other Maintenance and Operating Expenses		3,859,000.00	0.00	3,859,000.00	0.00	0.00	0.00	0.00	0.00	0.00	0.00	0.00	0.00	0.00	0.00	0.00	0.00	0.00	0.00	0.00	3,859,000.00	0.00	0.00	0.00	0.00	
Other Maintenance and Operating Expenses	5625669000	3,000,000.00	0.00	3,000,000.00	0.00	0.00	0.00	0.00	0.00	0.00	0.00	0.00	0.00	0.00	0.00	0.00	0.00	0.00	0.00	0.00	3,000,000.00	0.00	0.00	0.00	0.00	
Other Maintenance and Operating Expenses	5625669006	2,900,000.00	0.00	2,900,000.00	0.00	0.00	0.00	0.00	0.00	0.00	0.00	0.00	0.00	0.00	0.00	0.00	0.00	0.00	0.00	0.00	2,900,000.00	0.00	0.00	0.00	0.00	
Unobligated Allotment		0.00	0.00	0.00	0.00	27,456.56	0.00	0.00	0.00	27,456.56	0.00	0.00	0.00	0.00	27,456.56	0.00	0.00	0.00	0.00	0.00	0.00	27,456.56	0.00	0.00	0.00	
<b>AGENCY SPECIFIC BUDGET</b>		0.00	0.00	0.00	0.00	22,456.56	0.00	0.00	0.00	22,456.56	0.00	0.00	0.00	0.00	22,456.56	0.00	0.00	0.00	0.00	0.00	0.00	22,456.56	0.00	0.00	0.00	
Maintenance and Other Operating Expenses		0.00	0.00	0.00	0.00	0.00	0.00	0.00	0.00	0.00	0.00	0.00	0.00	0.00	0.00	0.00	0.00	0.00	0.00	0.00	0.00	0.00	0.00	0.00	0.00	
Training and Scholarship Expenses		0.00	0.00	0.00	0.00	6,944.58	0.00	0.00	0.00	6,944.58	0.00	0.00	0.00	0.00	6,944.58	0.00	0.00	0.00	0.00	0.00	0.00	6,944.58	0.00	0.00	0.00	
Training Expenses	5620201000	0.00	0.00	0.00	0.00	6,944.58	0.00	0.00	0.00	6,944.58	0.00	0.00	0.00	0.00	6,944.58	0.00	0.00	0.00	0.00	0.00	0.00	6,944.58	0.00	0.00	0.00	
Training Expenses	5620201002	0.00	0.00	0.00	0.00	0.00	0.00	0.00	0.00	0.00	0.00	0.00	0.00	0.00	0.00	0.00	0.00	0.00	0.00	0.00	0.00	0.00	0.00	0.00	0.00	
Confidential, Intelligence and Extraordinary		0.00	0.00	0.00	0.00	227.03	0.00	0.00	0.00	227.03	0.00	0.00	0.00	0.00	227.03	0.00	0.00	0.00	0.00	0.00	0.00	227.03	0.00	0.00	0.00	
Extraordinary and Miscellaneous Expenses	5621002000	0.00	0.00	0.00	0.00	227.03	0.00	0.00	0.00	227.03	0.00	0.00	0.00	0.00	227.03	0.00	0.00	0.00	0.00	0.00	0.00	227.03	0.00	0.00	0.00	
Professional Services		0.00	0.00	0.00	0.00	9,478.97	0.00	0.00	0.00	9,478.97	0.00	0.00	0.00	0.00	9,478.97	0.00	0.00	0.00	0.00	0.00	0.00	9,478.97	0.00	0.00	0.00	
Auditing Services	5621102000	0.00	0.00	0.00	0.00	9,484.01	0.00	0.00	0.00	9,484.01	0.00	0.00	0.00	0.00	9,484.01	0.00	0.00	0.00	0.00	0.00	0.00	9,484.01	0.00	0.00	0.00	
Other Professional Services	5621106000	0.00	0.00	0.00	0.00	394.96	0.00	0.00	0.00	394.96	0.00	0.00	0.00	0.00	394.96	0.00	0.00	0.00	0.00	0.00	0.00	394.96	0.00	0.00	0.00	
General Services		0.00	0.00	0.00	0.00	1,163.85	0.00	0.00	0.00	1,163.85	0.00	0.00	0.00	0.00	1,163.85	0.00	0.00	0.00	0.00	0.00	0.00	1,163.85	0.00	0.00	0.00	
Judicial Services	5621202000	0.00	0.00	0.00	0.00	655.37	0.00	0.00	0.00	655.37	0.00	0.00	0.00	0.00	655.37	0.00	0.00	0.00	0.00	0.00	0.00	655.37	0.00	0.00	0.00	
Security Services	5621202006	0.00	0.00	0.00	0.00	408.91	0.00	0.00	0.00	408.91	0.00	0.00	0.00	0.00	408.91	0.00	0.00	0.00	0.00	0.00	0.00	408.91	0.00	0.00	0.00	
Other General Services	5621206000	0.00	0.00	0.00	0.00	18.27	0.00	0.00	0.00	18.27	0.00	0.00	0.00	0.00	18.27	0.00	0.00	0.00	0.00	0.00	0.00	18.27	0.00	0.00	0.00	
Other General Services	5621209009	0.00	0.00	0.00	0.00	18.27	0.00	0.00	0.00	18.27	0.00	0.00	0.00	0.00	18.27	0.00	0.00	0.00	0.00	0.00	0.00	18.27	0.00	0.00	0.00	
Taxes, Insurance Premiums and Other Fees		0.00	0.00	0.00	0.00	1,732.26	0.00	0.00	0.00	1,732.26	0.00	0.00	0.00	0.00	1,732.26	0.00	0.00	0.00	0.00	0.00	0.00	1,732.26	0.00	0.00	0.00	
Taxes, Duties and Licenses	5621601000	0.00	0.00	0.00	0.00	977.62	0.00	0.00	0.00	977.62	0.00	0.00	0.00	0.00	977.62	0.00	0.00	0.00	0.00	0.00	0.00	977.62	0.00	0.00	0.00	
Taxes, Duties and Licenses	5621601001	0.00	0.00	0.00	0.00	977.62	0.00	0.00	0.00	977.62	0.00	0.00	0.00	0.00	977.62	0.00	0.00	0.00	0.00	0.00	0.00	977.62	0.00	0.00	0.00	
Fidelity Bond Premiums	5621602000	0.00	0.00	0.00	0.00	754.64	0.00	0.00	0.00	754.64	0.00	0.00	0.00	0.00	754.64	0.00	0.00	0.00	0.00	0.00	0.00	754.64	0.00	0.00	0.00	
Other Maintenance and Operating Expenses		0.00	0.00	0.00	0.00	2,812.07	0.00	0.00	0.00	2,812.07	0.00	0.00	0.00	0.00	2,812.07	0.00	0.00	0.00	0.00	0.00	0.00	2,812.07	0.00	0.00	0.00	
Printing and Publication Expenses	5029602000	0.00	0.00	0.00	0.00	560.30	0.00	0.00	0.00	560.30	0.00	0.00	0.00	0.00	560.30	0.00	0.00	0.00	0.00	0.00	0.00	560.30	0.00	0.00	0.00	
Representation Expenses	5029903000	0.00	0.00	0.00	0.00	692.18	0.00	0.00	0.00	692.18	0.00	0.00	0.00	0.00	692.18	0.00	0.00	0.00	0.00	0.00	0.00	692.18	0.00	0.00	0.00	
Rent/Lease Expenses	5029905000	0.00	0.00	0.00	0.00	1,406.83	0.00	0.00	0.00	1,406.83	0.00	0.00	0.00	0.00	1,406.83	0.00	0.00	0.00	0.00	0.00	0.00	1,406.83	0.00	0.00	0.00	
Rent - Building and Structures	5029909001	0.00	0.00	0.00	0.00	1,400.00	0.00	0.00	0.00	1,400.00	0.00	0.00	0.00	0.00	1,400.00	0.00	0.00	0.00	0.00	0.00	0.00	1,400.00	0.00	0.00	0.00	
Rent - Motor Vehicles	5029905003	0.00	0.00	0.00	0.00	6.83	0.00	0.00	0.00	6.83	0.00	0.00	0.00	0.00	6.83	0.00	0.00	0.00	0.00	0.00	0.00	6.83	0.00	0.00	0.00	
Subscription Expenses	5029907000	0.00	0.00	0.00	0.00	8.96	0.00	0.00	0.00	8.96	0.00	0.00	0.00	0.00	8.96	0.00	0.00	0.00	0.00	0.00	0.00	8.96	0.00	0.00	0.00	
Other Subscription Expenses	5029907006	0.00	0.00	0.00	0.00	8.96	0.00	0.00	0.00	8.96	0.00	0.00	0.00	0.00	8.96	0.00	0.00	0.00	0.00	0.0						

Department : State Universities and Colleges (SUCs)  
 Agency/Entity : Philippine State College of Aeronautics  
 Operating Unit : < not applicable >  
 Organization Code (UACS) : 08 004 0000000  
 Fund Cluster : 01 - Regular Agency Fund

Current Year Appropriations  
 Supplemental Appropriations  
 X Continuing Appropriations

(e.g. UACS Fund Cluster: 01-Regular Agency Fund, 02-Foreign Assisted Projects Fund, 03-Special Account-Locally Funded/Domestic Grants Fund, and 04-Special Account-Foreign Assisted/Foreign Grants Fund)

Particulars	UACS CODE	Appropriations		Allotments		Obligations				Disbursements			Balances		Unpaid Obligations								
		Authorized Appropriations	Adjustments (Transfer To/From, Modifications/ Augmentations)	Adjusted Appropriations	Adjusted Allotments	Transfer To	Transfer From	Adjusted Allotments	1st Quarter Ending March 31	2nd Quarter Ending June 30	3rd Quarter Ending September 30	4th Quarter Ending December 31	Total	1st Quarter Ending March 31	2nd Quarter Ending June 30	3rd Quarter Ending September 30	4th Quarter Ending December 31	Total	Unreleased Appropriations	Unobligated Allotments	Due and Demandable	Not Yet Due and Demandable	
	2	2	4	5-12-4	SARO	Unobligated		8	10	11-12-13-14-15	12	13	14	15	16-17-18-19-20-21	17	18	19	20	21-22-23-24-25	22-23-24-25	26	27
<p>Certified Correct:</p>  <p>BERNETH CAMACHO, M. TANDIANG        Head, Budget Office        Date: August 8, 2024 10:10 AM</p>				<p>Certified Correct:</p>  <p>ERIC S. MANAL, JR., CPA        Accountant III        Date: August 15, 2024 10:15 AM</p>				<p>Recommended/Approved By:</p>  <p>GARY M. ESPINOZA, MBA        Vice President for Administration and Finance        Date: August 8, 2024 10:12 AM</p>				<p>Approved By:</p>  <p>ERICK MANAL, M. TANDIANG, M.D.        SUC President/Agency Head        Date: August 8, 2024 10:14 AM</p>											