





**STATEMENT OF APPROVED BUDGET, UTILIZATIONS, DISBURSEMENTS AND BALANCES**  
 (For Off-Budgetary Funds)  
 As at the Quarter Ending December 31, 2023

Department : State Universities and Colleges (SUCs)  
 Agency/Entity : Philippine State College of Aeronautics  
 Operating Unit : < not applicable >  
 Organization Code (UACS) : 08 004 0000000  
 Fund Cluster : 05 - Internally Generated Funds


(e.g. UACS Fund Cluster: 05-Internally Generated Funds and 06-Business Related Funds)

Particulars	UACS CODE	Approved Budget			Utilizations					Disbursements				Balances			
		Approved Budgeted Revenue	Adjustments (Reductions, Modifications/ Augmentations)	Adjusted Budgeted Revenue	1st Quarter Ending March 31	2nd Quarter Ending June 30	3rd Quarter Ending September 30	4th Quarter Ending December 31	Total	1st Quarter Ending March 31	2nd Quarter Ending June 30	3rd Quarter Ending September 30	4th Quarter Ending December 31	Total	Unutilized Budget	Unpaid Obligations (10-15)=(17+18)	
																5=[(3+(-)4)]	6
<b>General Administration and Support</b>	10000000000000	74,110,800.00	8,470,800.00	82,581,600.00	10,339,053.43	8,260,978.22	12,996,992.11	18,070,720.21	49,667,743.97	9,069,375.81	8,506,329.15	13,239,321.52	16,550,710.15	47,365,736.63	32,913,856.03	0.00	2,302,007.34
General Management and Supervision	100000100001000	74,110,800.00	8,470,800.00	82,581,600.00	10,339,053.43	8,260,978.22	12,996,992.11	18,070,720.21	49,667,743.97	9,069,375.81	8,506,329.15	13,239,321.52	16,550,710.15	47,365,736.63	32,913,856.03	0.00	2,302,007.34
PS		3,149,000.00	0.00	3,149,000.00	220,000.00	414,000.00	402,000.00	620,000.00	1,656,000.00	220,000.00	414,000.00	402,000.00	474,000.00	1,510,000.00	1,493,000.00	0.00	146,000.00
MOOE		69,471,800.00	8,470,800.00	77,942,600.00	10,119,053.43	7,846,978.22	12,594,992.11	17,450,720.21	48,011,743.97	8,849,375.81	8,092,329.15	12,837,321.52	16,076,710.15	45,855,736.63	29,930,856.03	0.00	2,156,007.34
CO		1,490,000.00	0.00	1,490,000.00	0.00	0.00	0.00	0.00	0.00	0.00	0.00	0.00	0.00	0.00	1,490,000.00	0.00	0.00
<b>Sub-Total, General Administration and Support</b>		74,110,800.00	8,470,800.00	82,581,600.00	10,339,053.43	8,260,978.22	12,996,992.11	18,070,720.21	49,667,743.97	9,069,375.81	8,506,329.15	13,239,321.52	16,550,710.15	47,365,736.63	32,913,856.03	0.00	2,302,007.34
PS		3,149,000.00	0.00	3,149,000.00	220,000.00	414,000.00	402,000.00	620,000.00	1,656,000.00	220,000.00	414,000.00	402,000.00	474,000.00	1,510,000.00	1,493,000.00	0.00	146,000.00
MOOE		69,471,800.00	8,470,800.00	77,942,600.00	10,119,053.43	7,846,978.22	12,594,992.11	17,450,720.21	48,011,743.97	8,849,375.81	8,092,329.15	12,837,321.52	16,076,710.15	45,855,736.63	29,930,856.03	0.00	2,156,007.34
FinEx (if Applicable)		0.00	0.00	0.00	0.00	0.00	0.00	0.00	0.00	0.00	0.00	0.00	0.00	0.00	0.00	0.00	0.00
CO		1,490,000.00	0.00	1,490,000.00	0.00	0.00	0.00	0.00	0.00	0.00	0.00	0.00	0.00	0.00	1,490,000.00	0.00	0.00
<b>Operations</b>	3000000000000000	170,748,500.00	68,013,800.00	238,762,300.00	15,171,926.27	18,699,509.53	14,727,107.19	87,142,122.64	135,740,665.63	12,542,953.14	18,383,412.45	15,780,483.70	28,940,580.03	75,647,429.32	103,021,834.37	0.00	60,093,236.31
OO : Relevant and quality tertiary education ensured to achieve inclusive growth and access of poor but deserving students to quality tertiary education increases	3100000000000000	170,748,500.00	68,013,800.00	238,762,300.00	15,171,926.27	18,699,509.53	14,727,107.19	87,142,122.64	135,740,665.63	12,542,953.14	18,383,412.45	15,780,483.70	28,940,580.03	75,647,429.32	103,021,834.37	0.00	60,093,236.31
HIGHER EDUCATION PROGRAM	3101000000000000	170,748,500.00	68,013,800.00	238,762,300.00	15,171,926.27	18,699,509.53	14,727,107.19	87,142,122.64	135,740,665.63	12,542,953.14	18,383,412.45	15,780,483.70	28,940,580.03	75,647,429.32	103,021,834.37	0.00	60,093,236.31
Provision of Higher Education Services	310100100002000	170,748,500.00	68,013,800.00	238,762,300.00	15,171,926.27	18,699,509.53	14,727,107.19	87,142,122.64	135,740,665.63	12,542,953.14	18,383,412.45	15,780,483.70	28,940,580.03	75,647,429.32	103,021,834.37	0.00	60,093,236.31
PS		21,924,000.00	(6,524,000.00)	13,400,000.00	2,167,066.57	3,396,829.22	1,543,836.14	5,227,140.72	12,334,872.65	2,167,066.57	3,396,829.22	1,543,836.14	4,797,935.34	11,905,667.27	1,065,127.35	0.00	429,205.38
MOOE		134,268,500.00	30,249,600.00	164,518,100.00	13,094,859.70	15,302,680.31	13,183,271.05	53,361,596.04	94,872,407.10	10,375,886.57	14,986,583.23	14,236,647.56	22,101,311.36	61,700,428.72	69,645,692.90	0.00	33,171,978.38
CO		14,556,000.00	46,288,200.00	60,844,200.00	0.00	0.00	0.00	28,533,385.88	28,533,385.88	0.00	0.00	0.00	2,041,333.33	2,041,333.33	32,310,814.12	0.00	26,492,052.55
<b>Sub-Total, Operations</b>		170,748,500.00	68,013,800.00	238,762,300.00	15,171,926.27	18,699,509.53	14,727,107.19	87,142,122.64	135,740,665.63	12,542,953.14	18,383,412.45	15,780,483.70	28,940,580.03	75,647,429.32	103,021,834.37	0.00	60,093,236.31
PS		21,924,000.00	(6,524,000.00)	13,400,000.00	2,167,066.57	3,396,829.22	1,543,836.14	5,227,140.72	12,334,872.65	2,167,066.57	3,396,829.22	1,543,836.14	4,797,935.34	11,905,667.27	1,065,127.35	0.00	429,205.38
MOOE		134,268,500.00	30,249,600.00	164,518,100.00	13,094,859.70	15,302,680.31	13,183,271.05	53,361,596.04	94,872,407.10	10,375,886.57	14,986,583.23	14,236,647.56	22,101,311.36	61,700,428.72	69,645,692.90	0.00	33,171,978.38
FinEx (if Applicable)		0.00	0.00	0.00	0.00	0.00	0.00	0.00	0.00	0.00	0.00	0.00	0.00	0.00	0.00	0.00	0.00
CO		14,556,000.00	46,288,200.00	60,844,200.00	0.00	0.00	0.00	28,533,385.88	28,533,385.88	0.00	0.00	0.00	2,041,333.33	2,041,333.33	32,310,814.12	0.00	26,492,052.55
<b>GRAND TOTAL</b>		244,859,300.00	76,484,600.00	321,343,900.00	25,510,979.70	28,960,487.75	27,724,099.30	105,212,642.85	185,408,409.60	21,612,328.95	26,889,741.60	29,019,805.22	45,491,290.18	123,013,165.95	135,935,490.40	0.00	62,395,243.65
PS		25,073,000.00	(6,524,000.00)	16,549,000.00	2,387,066.57	3,810,829.22	1,945,836.14	5,847,140.72	13,990,872.65	2,387,066.57	3,810,829.22	1,945,836.14	5,271,935.34	13,415,667.27	2,558,127.35	0.00	575,205.38
MOOE		203,748,300.00	38,720,400.00	242,468,700.00	23,123,913.13	23,149,658.53	25,778,263.16	70,832,316.25	142,894,151.07	19,225,262.38	23,078,912.38	27,073,969.08	38,178,021.51	107,556,165.35	99,578,548.93	0.00	35,327,985.72
FinEx (if Applicable)		0.00	0.00	0.00	0.00	0.00	0.00	0.00	0.00	0.00	0.00	0.00	0.00	0.00	0.00	0.00	0.00
CO		16,046,000.00	46,288,200.00	62,334,200.00	0.00	0.00	0.00	28,533,385.88	28,533,385.88	0.00	0.00	0.00	2,041,333.33	2,041,333.33	33,900,814.12	0.00	26,492,052.55

Certified Correct:  
  
KENNETH CAMARILLO  
Acting Head, Budget Office  
Date: February 29, 2024 09:15 AM

Certified Correct:  
  
LUCIO S. MATA, JR., CPA  
Accountant III  
Date: February 29, 2024 09:15 AM

Recommending Approval By:  
  
DARBY P. ESPERANZATE, MPA  
Vice President for Administration and Finance  
Date: February 29, 2024 09:32 AM

Approved By:  
  
PROF. MARWIN M. DELA CRUZ, PH.D.  
SUC President / Agency Head  
Date: February 29, 2024 09:35 AM