




QUARTERLY REPORT OF REVENUE AND OTHER RECEIPTS
As at the Quarter Ending June 30, 2023


Department : State Universities and Colleges (SUCs)
 Agency/Entity : Philippine State College of Aeronautics
 Operating Unit : < not applicable >
 Organization Code (UACS) : 08 004 0000000
 Fund Cluster : 05 - Internally Generated Funds

Classification/Sources of Revenue and Other Receipts	UACS CODE	Actual Revenue and Other Receipts Collections						Cumulative Remittance/Deposits to Date			Variance		Remarks
		REVENUE TARGET (Annual) per BESF	1st Quarter Ending March 31	2nd Quarter Ending June 30	3rd Quarter Ending September 30	4th Quarter Ending December 31	Total	Remittance to BTR	Deposited with AGDB	Total	Amount	%	
1	2	3	4	5	6	7	8=[6+(-)7]-8+9]	9	10	11=[9+10]	12=(8-3)	13=(12/3)	14
Internally Generated Funds		493,684,000.00	105,681,139.98	6,626,531.99	0.00	0.00	112,307,671.97	558,394.61	111,749,277.36	112,307,671.97	(381,376,328.03)	-77 %	
Revenue Collections		493,684,000.00	105,681,139.98	6,626,531.99	0.00	0.00	112,307,671.97	558,394.61	111,749,277.36	112,307,671.97	(381,376,328.03)	-77 %	
Cash Revenue		493,684,000.00	105,681,139.98	6,626,531.99	0.00	0.00	112,307,671.97	558,394.61	111,749,277.36	112,307,671.97	(381,376,328.03)	-77 %	
Non-Tax		493,684,000.00	105,681,139.98	6,626,531.99	0.00	0.00	112,307,671.97	558,394.61	111,749,277.36	112,307,671.97	(381,376,328.03)	-77 %	
Tuition Fees	4020201001	410,967,000.00	64,068,573.83	722,998.50	0.00	0.00	64,811,572.33	0.00	64,811,572.33	64,811,572.33	(346,155,427.67)	-84 %	
Income Collected from Students	4020201002	80,311,000.00	34,603,126.77	1,917,258.18	0.00	0.00	36,520,384.95	0.00	36,520,384.95	36,520,384.95	(43,790,615.05)	-55 %	
Income from Other Sources	4020201003	2,406,000.00	6,989,439.38	3,986,275.31	0.00	0.00	10,975,714.69	558,394.61	10,417,320.08	10,975,714.69	8,589,714.69	356 %	
Income from Grants and Donations in Cash	4040201000	0.00	0.00	0.00	0.00	0.00	0.00	0.00	0.00	0.00	0.00	0 %	
GRAND TOTAL		493,684,000.00	105,681,139.98	6,626,531.99	0.00	0.00	112,307,671.97	558,394.61	111,749,277.36	112,307,671.97	(381,376,328.03)	-77 %	

Certified Correct:

 Lijero S. MATA JR., CPA
 Accountant III
 Date: July 11, 2023 02:37 PM

Certified Correct:

 KENNETH C. MYR M. DAJAO
 Acting Head, Budget Office
 Date: July 11, 2023 02:37 PM

Recommending Approval By:

 DARBY F. ESP. BRANZATE, MPA
 Vice President for Administration and Finance
 Date: Jun 11, 2023 02:40 PM

Approved By:

 PROF. MARWIN M. DELA CRUZ, PH.D
 SUC President / I / Account Head
 Date: Jul 11, 2023 02:44 PM