



**QUARTERLY REPORT OF REVENUE AND OTHER RECEIPTS**  
As at the Quarter Ending December 31, 2022


Department : State Universities and Colleges (SUCs)  
 Agency : Philippine State College of Aeronautics  
 Operating Unit : < not applicable >  
 Organization Code (UACS) : 08 004 0000000  
 Fund Cluster : 05 - Internally Generated Funds

| Classification/Sources of Revenue and Other Receipts | UACS CODE  | REVENUE TARGET (Annual) per BESF | Actual Revenue and Other Receipts Collections |                            |                             |                            |                  | Cumulative Remittance/Deposits to Date |                     |                | Variance         |           | Remarks |
|--|------------|----------------------------------|---|----------------------------|-----------------------------|----------------------------|------------------|--|---------------------|----------------|------------------|-----------|---------|
|  |            |                                  | 1st Quarter Ending March 31                   | 2nd Quarter Ending June 30 | 3rd Quarter Ending Sept. 30 | 4th Quarter Ending Dec. 31 | Total            | Remittance to BTr                      | Deposited with AGDB | TOTAL          | Amount           | %         |         |
| 1  | 2          | 3                                | 4   | 5                          | 6                           | 7                          | 8=[(6+(-)7)-8+9] | 9                                      | 10                  | 11=(9+10)      | 12=(8-3)         | 13=(12/3) | 14      |
| <b>Internally Generated Funds</b>                    |            | 574,263,000.00                   | 10,995,517.04                                 | 140,058,230.83             | 138,576,799.55              | 5,369,095.21               | 294,999,642.63   | 130,382.54                             | 294,869,260.09      | 294,999,642.63 | (279,263,357.37) | -49 %     |         |
| Revenue Collections                                  |            | 574,263,000.00                   | 10,995,517.04                                 | 140,058,230.83             | 138,576,799.55              | 5,369,095.21               | 294,999,642.63   | 130,382.54                             | 294,869,260.09      | 294,999,642.63 | (279,263,357.37) | -49 %     |         |
| Cash Revenue   |            | 574,263,000.00                   | 10,995,517.04                                 | 140,058,230.83             | 138,576,799.55              | 5,369,095.21               | 294,999,642.63   | 130,382.54                             | 294,869,260.09      | 294,999,642.63 | (279,263,357.37) | -49 %     |         |
| Non-Tax  |            | 574,263,000.00                   | 10,995,517.04                                 | 140,058,230.83             | 138,576,799.55              | 5,369,095.21               | 294,999,642.63   | 130,382.54                             | 294,869,260.09      | 294,999,642.63 | (279,263,357.37) | -49 %     |         |
| Tuition Fees   | 4020201001 | 448,976,000.00                   | 1,100,562.50                                  | 97,033,609.86              | 84,692,395.29               | 1,291,254.15               | 184,117,821.80   | 0.00                                   | 184,117,821.80      | 184,117,821.80 | (264,858,178.20) | -59 %     |         |
| Income Collected from Students                       | 4020201002 | 107,104,000.00                   | 8,972,802.75                                  | 35,073,770.00              | 30,557,900.00               | 1,085,151.00               | 75,689,623.75    | 0.00                                   | 75,689,623.75       | 75,689,623.75  | (31,414,376.25)  | -29 %     |         |
| Income from Other Sources                            | 4020201003 | 2,183,000.00                     | 922,151.79                                    | 4,950,850.97               | 7,326,504.26                | 2,992,690.06               | 16,192,197.08    | 130,382.54                             | 16,061,814.54       | 16,192,197.08  | 14,009,197.08    | 642 %     |         |
| Income from Grants and Donations in Cash             | 4040201000 | 16,000,000.00                    | 0.00  | 3,000,000.00               | 16,000,000.00               | 0.00                       | 19,000,000.00    | 0.00                                   | 19,000,000.00       | 19,000,000.00  | 3,000,000.00     | 19 %      |         |
| <b>TOTAL</b>   |            | 574,263,000.00                   | 10,995,517.04                                 | 140,058,230.83             | 138,576,799.55              | 5,369,095.21               | 294,999,642.63   | 130,382.54                             | 294,869,260.09      | 294,999,642.63 | (279,263,357.37) | -49 %     |         |

**Certified Correct:**  
  
 LUCIO S. MATA JR, CPA  
 Administrative Officer V-OIC, Accounting Office  
 Date: 01/24/23 22:01 PM

**Certified Correct:**  
  
 KENNETH CAMYR M. PINDAJAO  
 Acting Head, Budget Office  
 Date: 1/24/23 10:57 PM

**Recommending Approval:**  
  
 DARBY P. ESPERANZATE, MPA  
 Vice President for Administration and Finance  
 Date: 1/24/23 11:00 PM

**Approved By:**  
  
 PROF. MARWIN M. BELA CRUZ, PH.D.  
 SUC President / Agency Head  
 Date: 1/26/23 12:20 AM