


**STATEMENT OF APPROVED BUDGET, UTILIZATIONS, DISBURSEMENTS AND BALANCES**  
**(For Off-Budgetary Funds)**  
**As at the Quarter Ending December 31, 2022**


Department : State Universities and Colleges (SUCs)  
 Agency/Entity : Philippine State College of Aeronautics  
 Operating Unit : < not applicable >  
 Organization Code (UACS) : 08 004 000000  
 Fund Cluster : 05 Internally Generated Funds  
 (e.g. UACS Fund Cluster: 05-Internally Generated Funds and 06-Business Related Funds)


Particulars	UACS CODE	Approved Budget			Utilizations					Disbursements				Balances			
		Approved Budgeted Revenue	Adjustments (Reductions, Modifications/Augmentations)	Adjusted Budgeted Revenue	1st Quarter Ending March 31	2nd Quarter Ending June 30	3rd Quarter Ending September 30	4th Quarter Ending December 31	TOTAL	1st Quarter Ending March 31	2nd Quarter Ending June 30	3rd Quarter Ending September 30	4th Quarter Ending December 31	TOTAL	Unutilized Budget	Unpaid Obligations (10-15)=(17+18)	
																Due and Demandable	Not Yet Due and Demandable
1	2	3	4	5=[3+(-4)]	6	7	8	9	10=(6+7+8+9)	11	12	13	14	15=(11+12+13+14)	16=(5-10)	17	18
General Administration and Support	1000000000000000	71,290,490.00	11,561,176.00	82,851,666.00	1,306,881.06	6,344,891.35	8,087,089.83	17,328,129.18	33,066,991.42	1,306,881.06	5,999,399.07	8,009,031.41	15,129,797.37	30,445,108.91	49,784,674.58	1,731,741.26	890,141.25
General Management and Supervision	100000100001000	71,290,490.00	11,561,176.00	82,851,666.00	1,306,881.06	6,344,891.35	8,087,089.83	17,328,129.18	33,066,991.42	1,306,881.06	5,999,399.07	8,009,031.41	15,129,797.37	30,445,108.91	49,784,674.58	1,731,741.26	890,141.25
PS		3,332,000.00	(197,764.00)	3,134,236.00	392,666.00	454,332.00	767,663.00	969,711.36	2,584,372.36	392,666.00	454,332.00	767,663.00	716,296.36	2,330,957.36	549,863.64	253,415.00	0.00
MOOE		49,251,490.00	18,015,940.00	67,267,430.00	914,215.06	5,890,559.35	7,272,756.83	16,358,417.82	30,435,949.06	914,215.06	5,545,067.07	7,241,368.41	14,366,831.01	28,067,481.55	36,831,480.94	1,478,326.26	890,141.25
CO		18,707,000.00	(6,257,000.00)	12,450,000.00	0.00	0.00	46,670.00	0.00	46,670.00	0.00	0.00	0.00	46,670.00	46,670.00	12,403,330.00	0.00	0.00
Sub-Total, General Administration and Support		71,290,490.00	11,561,176.00	82,851,666.00	1,306,881.06	6,344,891.35	8,087,089.83	17,328,129.18	33,066,991.42	1,306,881.06	5,999,399.07	8,009,031.41	15,129,797.37	30,445,108.91	49,784,674.58	1,731,741.26	890,141.25
PS		3,332,000.00	(197,764.00)	3,134,236.00	392,666.00	454,332.00	767,663.00	969,711.36	2,584,372.36	392,666.00	454,332.00	767,663.00	716,296.36	2,330,957.36	549,863.64	253,415.00	0.00
MOOE		49,251,490.00	18,015,940.00	67,267,430.00	914,215.06	5,890,559.35	7,272,756.83	16,358,417.82	30,435,949.06	914,215.06	5,545,067.07	7,241,368.41	14,366,831.01	28,067,481.55	36,831,480.94	1,478,326.26	890,141.25
FinEx (if Applicable)			0.00	0.00	0.00	0.00	0.00	0.00	0.00	0.00	0.00	0.00	46,670.00	46,670.00	0.00	0.00	0.00
CO		18,707,000.00	(6,257,000.00)	12,450,000.00	0.00	0.00	46,670.00	0.00	46,670.00	0.00	0.00	0.00	46,670.00	46,670.00	12,403,330.00	0.00	0.00
Operations	3000000000000000	225,424,290.00	113,727,544.00	339,151,834.00	1,492,200.38	16,924,349.46	15,470,071.36	18,179,695.38	52,066,316.58	1,492,200.38	16,518,100.46	14,875,646.61	17,617,939.83	50,503,887.28	287,085,517.42	1,562,429.30	0.00
OO : Relevant and quality tertiary education ensured to achieve inclusive growth and access of poor but deserving students to quality tertiary education increased	3100000000000000	225,424,290.00	113,727,544.00	339,151,834.00	1,492,200.38	16,924,349.46	15,470,071.36	18,179,695.38	52,066,316.58	1,492,200.38	16,518,100.46	14,875,646.61	17,617,939.83	50,503,887.28	287,085,517.42	1,562,429.30	0.00
HIGHER EDUCATION PROGRAM	3101000000000000	225,424,290.00	113,727,544.00	339,151,834.00	1,492,200.38	16,924,349.46	15,470,071.36	18,179,695.38	52,066,316.58	1,492,200.38	16,518,100.46	14,875,646.61	17,617,939.83	50,503,887.28	287,085,517.42	1,562,429.30	0.00
Provision of Higher Education Services	310100100002000	225,424,290.00	113,727,544.00	339,151,834.00	1,492,200.38	16,924,349.46	15,470,071.36	18,179,695.38	52,066,316.58	1,492,200.38	16,518,100.46	14,875,646.61	17,617,939.83	50,503,887.28	287,085,517.42	1,562,429.30	0.00
PS		18,912,000.00	(4,720,236.00)	14,191,764.00	1,068,080.38	3,560,837.68	2,486,956.11	3,607,192.44	10,723,066.61	1,068,080.38	3,560,837.68	2,486,956.11	3,034,882.33	10,150,756.50	3,468,697.39	572,310.11	0.00
MOOE		99,060,290.00	104,600,580.00	203,660,870.00	424,120.00	13,363,511.78	12,609,755.25	14,572,502.94	40,969,889.97	424,120.00	12,957,262.78	12,388,690.50	14,209,697.50	39,979,770.78	162,690,980.03	990,119.19	0.00
CO		107,452,000.00	13,847,200.00	121,299,200.00	0.00	0.00	373,360.00	0.00	373,360.00	0.00	0.00	0.00	373,360.00	373,360.00	120,925,840.00	0.00	0.00
Sub-Total, Operations		225,424,290.00	113,727,544.00	339,151,834.00	1,492,200.38	16,924,349.46	15,470,071.36	18,179,695.38	52,066,316.58	1,492,200.38	16,518,100.46	14,875,646.61	17,617,939.83	50,503,887.28	287,085,517.42	1,562,429.30	0.00
PS		18,912,000.00	(4,720,236.00)	14,191,764.00	1,068,080.38	3,560,837.68	2,486,956.11	3,607,192.44	10,723,066.61	1,068,080.38	3,560,837.68	2,486,956.11	3,034,882.33	10,150,756.50	3,468,697.39	572,310.11	0.00
MOOE		99,060,290.00	104,600,580.00	203,660,870.00	424,120.00	13,363,511.78	12,609,755.25	14,572,502.94	40,969,889.97	424,120.00	12,957,262.78	12,388,690.50	14,209,697.50	39,979,770.78	162,690,980.03	990,119.19	0.00
FinEx (if Applicable)			0.00	0.00	0.00	0.00	0.00	0.00	0.00	0.00	0.00	0.00	0.00	0.00	0.00	0.00	0.00
CO		107,452,000.00	13,847,200.00	121,299,200.00	0.00	0.00	373,360.00	0.00	373,360.00	0.00	0.00	0.00	373,360.00	373,360.00	120,925,840.00	0.00	0.00


Department :State Universities and Colleges (SUCs)  
 Agency/Entity :Philippine State College of Aeronautics  
 Operating Unit :< not applicable >  
 Organization Code (UACS) :08 004 000000  
 Fund Cluster :05 Internally Generated Funds  
 (e.g. UACS Fund Cluster: 05-Internally Generated Funds and 06-Business Related Funds)

Particulars	UACS CODE	Approved Budget			Utilizations					Disbursements					Balances		
		Approved Budgeted Revenue	Adjustments (Reductions, Modifications/ Augmentations)	Adjusted Budgeted Revenue	1st Quarter Ending March 31	2nd Quarter Ending June 30	3rd Quarter Ending September 30	4th Quarter Ending December 31	TOTAL	1st Quarter Ending March 31	2nd Quarter Ending June 30	3rd Quarter Ending September 30	4th Quarter Ending December 31	TOTAL	Unutilized Budget	Unpaid Obligations (10-15)=(17+18)	
																Due and Demandable	Not Yet Due and Demandable
1	2	3	4	5=[(3+(-)4)]	6	7	8	9	10=(6+7+8+9)	11	12	13	14	15=(11+12+13+14)	16=(5-10)	17	18
GRAND TOTAL		296,714,780.00	125,288,720.00	422,003,500.00	2,799,081.44	23,269,240.81	23,557,161.19	35,507,824.56	85,133,308.00	2,799,081.44	22,517,499.53	22,884,678.02	32,747,737.20	80,948,996.19	336,870,192.00	3,294,170.56	890,141.25
PS		22,244,000.00	(4,918,000.00)	17,326,000.00	1,460,746.38	4,015,169.68	3,254,619.11	4,576,903.80	13,307,438.97	1,460,746.38	4,015,169.68	3,254,619.11	3,751,178.69	12,481,713.86	4,018,561.03	825,725.11	0.00
MOOE		148,311,780.00	122,616,520.00	270,928,300.00	1,338,335.06	19,254,071.13	19,882,512.08	30,930,920.76	71,405,839.03	1,338,335.06	18,502,329.85	19,630,058.91	28,576,528.51	68,047,252.33	199,522,460.97	2,468,445.45	890,141.25
FinEx (if Applicable)		0.00	0.00	0.00	0.00	0.00	0.00	0.00	0.00	0.00	0.00	0.00	0.00	0.00	0.00	0.00	0.00
CO		126,159,000.00	7,590,200.00	133,749,200.00	0.00	0.00	420,030.00	0.00	420,030.00	0.00	0.00	0.00	420,030.00	420,030.00	133,329,170.00	0.00	0.00

**Certified Correct:**  
  
 KENNETH CAMYR M. MINDAJAO  
 Acting Head, Budget Office  
 Date: 2/2/23 10:41 PM

**Certified Correct:**  
  
 LUCIO S. MATA, JR., CPA  
 Administrative Officer V-OIC, Accounting Office  
 Date: 2/2/23 10:41 PM

**Recommending Approval By:**  
  
 DARBY R. SPERANZATE, MPA  
 Vice President for Administration and Finance  
 Date: 2/2/23 10:43 PM

**Approved By:**  
  
 PROF. MARWIN M. DELA CRUZ, PH.D  
 SUC President / Agency Head  
 Date: 2/2/23 10:44 PM