
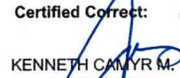


**QUARTERLY REPORT OF REVENUE AND OTHER RECEIPTS**  
As at the Quarter Ending September 30, 2022


Department : State Universities and Colleges (SUCs)  
 Agency : Philippine State College of Aeronautics  
 Operating Unit : < not applicable >  
 Organization Code (UACS) : 08 004 0000000  
 Fund Cluster : 05 - Internally Generated Funds

Classification/Sources of Revenue and Other Receipts	UACS CODE	REVENUE TARGET (Annual) per BESF	Actual Revenue and Other Receipts Collections					Cumulative Remittance/Deposits to Date			Variance		Remarks
			1st Quarter Ending March 31	2nd Quarter Ending June 30	3rd Quarter Ending Sept. 30	4th Quarter Ending Dec. 31	Total	Remittance to BTr	Deposited with AGDB	TOTAL	Amount	%	
1	2	3	4	5	6	7	8={6+(-)7}-8+9]	9	10	11=(9+10)	12=(8-3)	13=(12/3)	14
<b>Internally Generated Funds</b>		574,263,000.00	10,995,517.04	140,058,230.83	138,576,799.55	0.00	289,630,547.42	23,031.55	289,607,515.87	289,630,547.42	(284,632,452.58)	-50 %	
<b>Revenue Collections</b>		574,263,000.00	10,995,517.04	140,058,230.83	138,576,799.55	0.00	289,630,547.42	23,031.55	289,607,515.87	289,630,547.42	(284,632,452.58)	-50 %	
<b>Cash Revenue</b>		574,263,000.00	10,995,517.04	140,058,230.83	138,576,799.55	0.00	289,630,547.42	23,031.55	289,607,515.87	289,630,547.42	(284,632,452.58)	-50 %	
<b>Non-Tax</b>		574,263,000.00	10,995,517.04	140,058,230.83	138,576,799.55	0.00	289,630,547.42	23,031.55	289,607,515.87	289,630,547.42	(284,632,452.58)	-50 %	
Tuition Fees	4020201001	448,976,000.00	1,100,562.50	97,033,609.86	84,692,395.29	0.00	182,826,567.65	0.00	182,826,567.65	182,826,567.65	(266,149,432.35)	-59 %	
Income Collected from Students	4020201002	107,104,000.00	8,972,802.75	35,073,770.00	30,557,900.00	0.00	74,604,472.75	0.00	74,604,472.75	74,604,472.75	(32,499,527.25)	-30 %	
Income from Other Sources	4020201003	2,183,000.00	922,151.79	4,950,850.97	7,326,504.26	0.00	13,199,507.02	23,031.55	13,176,475.47	13,199,507.02	11,016,507.02	505 %	
Income from Grants and Donations in Cash	4040201000	16,000,000.00	0.00	3,000,000.00	16,000,000.00	0.00	19,000,000.00	0.00	19,000,000.00	19,000,000.00	3,000,000.00	19 %	
<b>TOTAL</b>		574,263,000.00	10,995,517.04	140,058,230.83	138,576,799.55	0.00	289,630,547.42	23,031.55	289,607,515.87	289,630,547.42	(284,632,452.58)	-50 %	

**Certified Correct:**  
  
 LUCIO S. MATA, JR., CPA  
 Administrative Officer V - OIC, Accounting Office  
 Date: 10/24/22 17:10 PM

**Certified Correct:**  
  
 KENNETH CAMYR M. MINDAJAO  
 Head, Budget Office  
 Date: 10/24/22 5:29 PM

**Recommending Approval:**  
  
 DARBY P. ESPERANZATE, MPA  
 Vice President for Administration and Finance  
 Date: 10/24/22 5:32 PM

**Approved By:**  
  
 PROF. MARWIN M. DELA CRUZ, PHD.  
 SUC President / Agency Head  
 Date: 10/24/22 5:40 PM